




we think transport

The brands of the BPW Group:



H - Hub Identification

BPW have introduced 4 generations of BPW ECO Plus axles over the past thirty years.

1. The first BPW ECO Plus axles were 9 ton axles. (2002)
2. The next was BPW ECO Plus 2 axles, also 9 ton axles. (2008)
3. Followed by the BPW ECO Plus, 10 ton axles. (2011)
4. Our latest launch BPW ECO Plus 3, 9 ton axles.(2016), 10 ton (2024)

The BPW ECO Plus 10 ton axle was introduced due to the market demand for a more robust, 10 ton axle to run on dual wheel applications.

Single Wheel application: HSF 9010-15 ECO Plus 2 and ECO Plus 3

Dual Wheel application: HZF 10110-15 ECO Plus and ECO Plus 3

With the different axle generations available in the market, BPW have compiled this guideline to assist in identifying the applicable axles.

There are 3 basic ways for identification, i.e.:

1. Axle Name Plate Identification
2. Hub Identification
3. Axle Stub Identification

1. Axle Label:

ID Part Number	ECO Plus 9t	ECO Plus 2 9t	ECO Plus / ECO Plus 3 10t	ECO Plus 3 9t
	26.11.743.xxx – Steering Axles 27.11.742.xxx – Rigid Axles	26.58.743.xxx – Steering Axles 27.58.743.xxx – Rigid Axles	EP1-27.50.743.xxx – Rigid Axles EP3-27.70.31.xxxx	29.68.31.xxxx – Steering Axles 20.68.31.xxxx – Rigid Axles-

BPW BERGISCHE ACHSEN KG Made in Germany

HSF 9010-15 ECO-P 194710169

ID1-H102/ID2-SN4218/ID3-1006/ID4-36108212

20.68.31.0573 stat. 9000 kg 105 km/h

Part Number Static Carrying Capacity QR Code: Download: Spare Parts List and Workshop Manual

Description e.g.:
HSF = Single Wheels
HZF = Dual Wheels
9010 = 9t
10110 = 10t

2. Hub Identification

ECO Plus 9t ECO Plus 2 9t ECO Plus / ECO Plus 3 10t ECO Plus 3 9t ECO Plus 3 9t Alu

Front View:



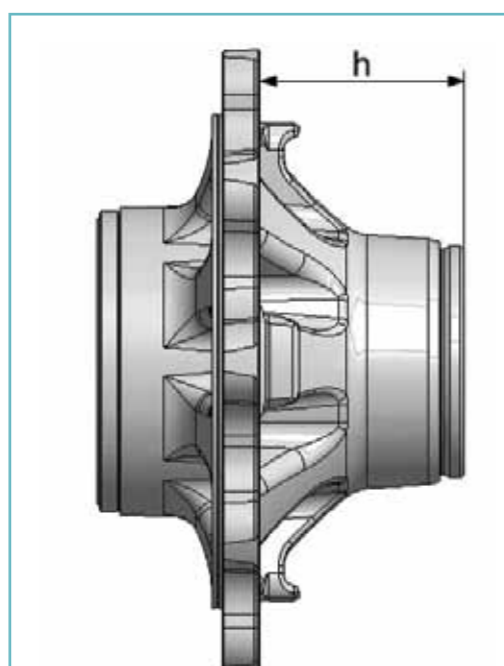
Isometric View:



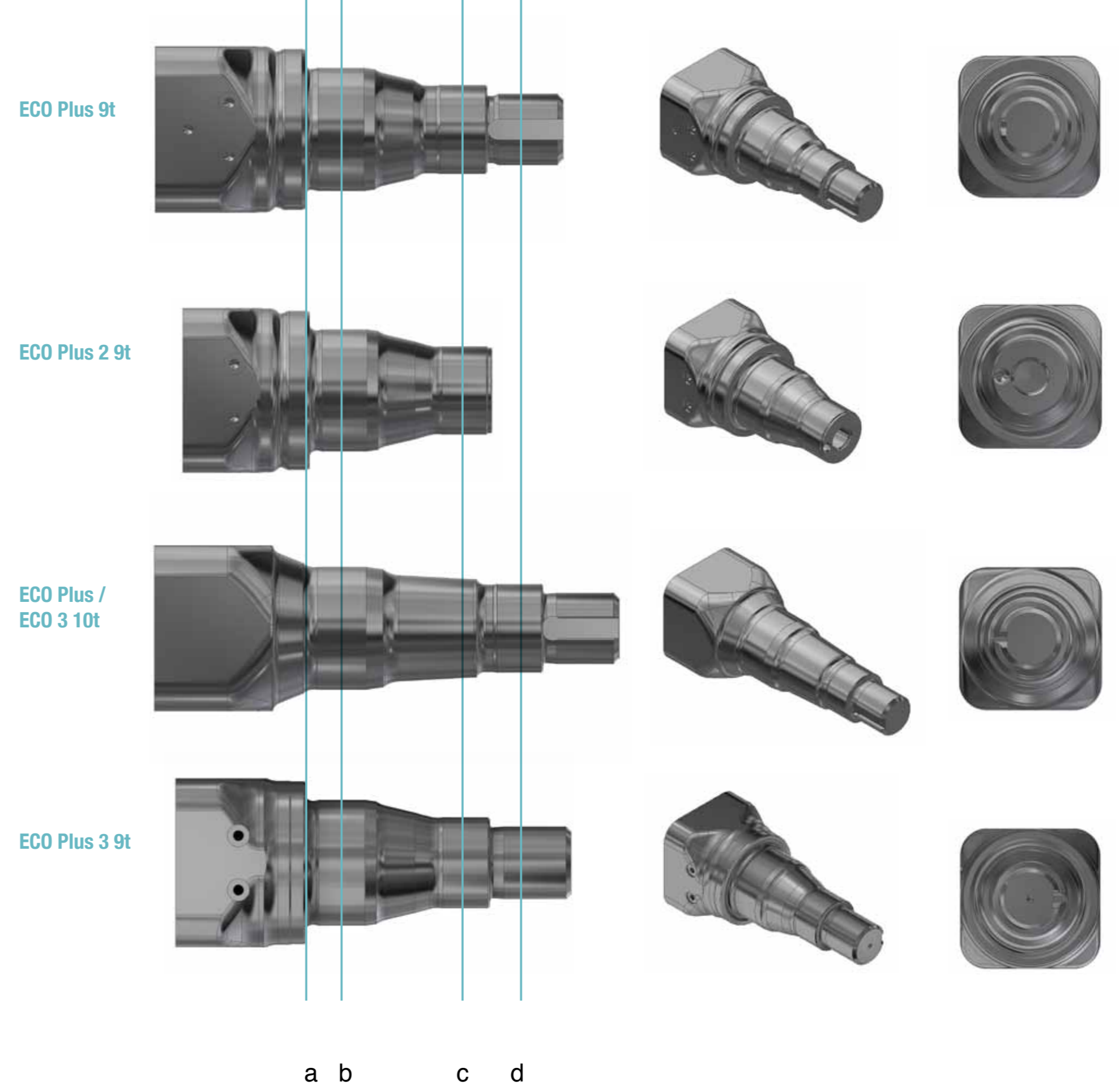
Side View



ID	ECO Plus 9t	ECO Plus 2 9t	ECO Plus / ECO Plus 3 10t	ECO Plus 3 9t	ECO Plus 3 9t Alu
a)	Casting Part number: 01.272.43.10.0	Casting Part number: 01.272.43.30.0	Casting Part number: 01.272.48.95.0	Casting Part number: 01.272.43.42.0	Casting Part number: 01.272.43.43.0
b)	Five wide spokes	Five wide spokes	Eight narrow spokes	Five wide spokes	Five wide spokes
c)	Five narrow spigots	Five narrow spigots	Four wide spigots	Five narrow spigots	Five narrow spigots
d)	"ECO Plus" written in a curve on the hub cap -800Nm	"ECO Plus" written in a straight line on the hub cap	"ECO Plus" written in a curve on the hub cap -800Nm ECO Plus 3: only BPW Logo on hubcap - 350Nm	Only BPW logo on hubcap - 350Nm	"LIGHT" written on the hub cap - 350Nm
e)	Screw-on hub cap Spanner Width = 110mm	Bayonet/Clip-on hub cap Spanner Width = 120mm	Screw-on hub cap Spanner Width = 110mm	Screw-on hub cap Spanner Width = 110mm	Screw-on hub cap Spanner Width = 110mm
f)	Low height hub design h = 92 mm	Low height hub design h = 92 mm	Higher hub design h = 115.5 mm	Higher hub design h = 105mm	Higher hub design h = 100mm
g)	ABS Ring – Bayonet style	ABS Ring – Bayonet style	ABS Ring – Press-on	ABS Ring – Press-on	ABS Ring – Press-on
h)	Hub part number: Single Wheels/Dual Steel Rim – 03.272.43.10.2	Hub part number: Single Wheels/Dual Steel Rim – 03.272.43.29.0	Hub part Number: ECO Plus Disc - 03.272.43.22.2 ECO Plus Drum - 03.272.43.23.2 ECO Plus 3 10t - 03.272.43.57.0	Hub part number: All configurations – 03.272.43.42.0	Hub part number: All configurations – 03.272.43.43.0
i)	Hub assembly part number: Single Wheels/Dual Steel Rim – 09.801.06.07.0	Hub assembly part number: Single Wheels/Dual Steel Rim – 09.801.07.35.0	Hub assembly part number: ECO Plus Disc - 09.801.06.62.2 ECO Plus Drum- 09.801.06.08.2 ECO Plus 3 10t Disc - 09.801.09.60.0 ECO Plus 3 10t Drum - 09.801.09.61.0	Hub assembly part number: All configurations – 09.801.08.39.0	Hub assembly part number: All configurations – 09.801.08.49.0



3. Axle Stub Identification:



ID	ECO Plus 9t	ECO Plus 2 9t	ECO Plus / ECO Plus 3 10t	ECO Plus 3 9t
1)	Integrated thrust collar (a)	Integrated thrust collar (a)	Conical thrust collar seat (a)	Stepped Integrated thrust collar (a)
2)	Bearing: Inner – 33118 Outer – 33213	Bearing Inner – 33118 Outer – 33213	Bearing: Inner – 33118 Outer – 33213	Bearing: Inner – 33118 Outer – 33213
3)	Narrow bearing spacing design (b - c)	Narrow bearing spacing design (b - c)	Wide bearing spacing design (b - d)	Narrow bearing spacing design (b - c)
4)	Axle NUT thread: - External: - M52 x 2	Axle BOLT thread: - Internal - M32 x 2	Axle NUT thread: - External - M52 x 2	Axle NUT thread: - External - M52 x 2
5)	ABS bracket mounting holes square to the centreline	ABS bracket mounting holes square to the centreline	ABS bracket mounting holes square to the centreline	ABS bracket mounting holes square to the centreline

Please note:

- A) The same changes have been made for the KHZ range of axles: (8 stud KH Axles for 19.5" wheels) KHZF 9008-15 ECO Plus - KHZF 9008-15 ECO Plus 2 - KHZF 11008-15 ECO Plus
- B) When replacing hubs on any ECO Plus / ECO Plus 3 10t axle, please ensure that the conical thrust washer and o-ring, items 420 & 424, are first inserted into the hub before placing it over the axle stub - see exploded view

